

# TCARE

---

## TECHNICAL DATA


---



## Desktops

### MELAMINE

19 or 30 mm melamine over high density chipboard (600 Kg/m<sup>3</sup>) and sides made from 2 mm ABS / PVC.



TCARE. Height adjustable table

## Legs

### HEIGHT-ADJUSTABLE COLUMNS

#### Height-adjustable columns (3 sections - TCF) (Made in EU)

Each column is made of one motor (2 motors for table) and three hollow steel sections with a rectangular cross-section that form a compact structure with one tube inside another. Column dimensions are 50 x 80 (outer tube), 43.5 x 73.5 (middle tube) and 37 x 67 (inner tube).

Stroke: 650 mm, from 635 to 1,285 mm. Maximum speed: 38 mm/s; force: 800 N. Maximum weight supported: 80 kg per column. Each table with its 2 columns supports a maximum of 160 kg.

#### Height-adjustable columns (2 sections - TC2F) (Made in EU)

Each column is made of one motor (2 motors for table) and two hollow steel sections with a rectangular cross-section that form a compact structure with one tube inside another. Column dimensions are 50 x 80 (outer tube) and 43.5 x 73.5 (inner tube).

Stroke: 500 mm, from 715 to 1,215 mm. Maximum speed: 38 mm/s; force: 500 N. Maximum weight supported: 50 kg per column. Each table with its 2 columns supports a maximum of 100 kg.


### LEG TYPES

#### TCARE model



Legs formed by two compact rectangular cross-section columns with maximum dimensions of 50 x 80 mm and by two 753 x 83 x 35.5 mm fixed feet of exclusive design that ensure the stability of the table. The Ø 50 levellers are made of M-10 polypropylene with a 15-mm levelling range.

#### BASIC model



Legs formed by 2 U-shaped plates welded together, and reinforced in the areas where the column goes to give stability to the whole. Leg measurements: 710x60x31 mm. The Ø40 levellers are made of M-8 PP with 19.5 mm levelling.

## Structure

### TELESCOPIC BEAM

An adjustable component that adapts perfectly to the area of the table top by means of a telescopic structure. No tools or screws are required for assembly: the joints are assembled by a snap-fit system.

Beam length: from 1,340 to 1,940 mm.

Width of the transversal strut: 550 mm.

The system is attached to the table top by means of metric screws through 5.5-mm diameter pre-drilled holes.

Composition: 2 folded steel plate transversal struts, 2 folded and welded steel plate bases that fit and slide together, two folded steel plate clamps that secure the columns and 2 injected plastic pieces that lock the same.

The design includes the slots that allow the passage of cables through the structure of the beam.

### CONTROLLING THE FEET (\*)

The foot assembly includes a control lever connected to the electrical box. Press gently downwards or upwards to lower or raise the table respectively.

El mando tiene las opciones de:

The lever includes the options of:

- Memorising or deleting positions (2 positions).
- Application for mobile devices.
- Bluetooth® connection
- Alert intervals.

(\*) See the Instructions for Use (online document) for further information

(www.jggroup.com | instructions for use).



### ASSEMBLY

Each column is joined to the telescopic beam by means of 2 clamps that secure the assembly by means of a snap-fit system. The beam-column assembly is secured to the top by M5 Allen screws. The feet are secured to the columns by 4 M6 Allen screws per column. These screws can be tightened using an electric screwdriver.

### PACKAGING

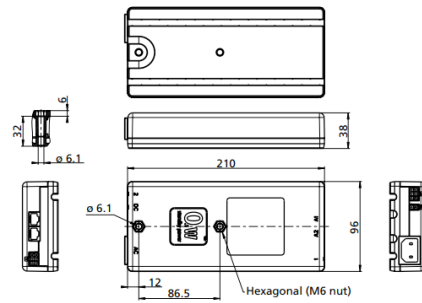
The set of columns and beam consists of 2 packages respectively. The packaging consists of boxes of paperboard. The column set is covered with gauge plastic 30 or 35 microns.



## Electrical system

### GENERAL CHARACTERISTICS OF THE ELECTRICAL SWITCHBOARD OF THE 3-SECTION TCF LIFTING COLUMN

- Voltage 230V AC
- Frequency 50 Hz
- Includes overload protection.
- 3.2 m power supply cable and free PVC connection cables.
- **0.1 W consumption in standby mode.**



### USE

- Maximum working cycle 10% ~ 6 minutes per hour or 2 minutes in continuous use at full load.

### COMPATIBILITY

- The plug is the standard Schuko type compatible with the SCHUKO and UTE systems. An adapter will be required for other types of plug. Consult the JG GROUP technical office for further information.
- Australian and European markets: 230V / 50Hz electrical box.
- American and Japanese market: 120V / 60Hz (non-standard) electrical box. Consult the JG GROUP technical office for further information.



230 V  
50 HZ

## Recommendations and guidelines to ensure the correct operation of Tcare desks.

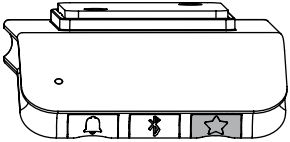
- RESET option. Tcare desks can be reset: see assembly instructions: RESET LEGS.
- The power cable must be disconnected before connecting or disconnecting any device.
- Do not open the control unit as you may suffer an electric shock.
- Do not expose the control unit to dripping, splashing, moisture, sunlight.
- Connect the control unit to the voltage specified in the product characteristics. If you must connect it to a different voltage, contact the technical department or customer service.
- The correct operation of the desk is only guaranteed when using cables supplied by JG GROUP. Do not use the control unit if the cable is damaged.
- When the table is in operation and moving, make sure nothing interferes in its trajectory as there is risk of collision.
- Legs of the same length must be assembled together. If a desk is assembled with legs of different lengths they must be replaced.
- Disconnect the power cable when maintaining, moving or cleaning the desk.
- Only use a dry cloth to clean the control unit. For the remaining parts of the desk, refer to the JG GROUP furniture maintenance instructions.
- In the event of a product failure, contact our Customer service department. Replacement parts must be original and replaced by qualified personnel.
- Non-compliance with any of the above points will void the warranty.

## Control device

The table includes a control device that, connected to the electrical box, controls and directs the table to the desired height. It is activated by slightly pressing the control up or down according to whether you want to raise or lower the table.

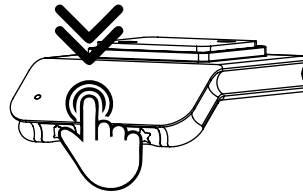
### PROGRAMMABLE POSITIONS

Adjust the desk to the desired position and press the star button for 2 seconds. The unflashing white LED indicates the position has been stored. A maximum of 2 positions can be saved. A maximum of 2 positions can be stored.



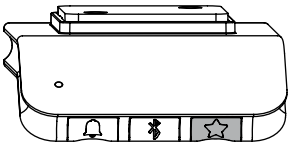
### GO TO PROGRAMMABLE POSITIONS

Double tap the control device to adjust the desk to the first position stored in the direction of the tap. Tap once to stop.



### CLEAR POSITIONS

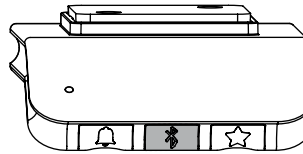
Press the star button for 8 seconds to delete all stored positions. The LED will turn red to indicate the action has been completed.



### BLUETOOTH® CONNECTION

Press the middle Bluetooth® button for 2 seconds. A flashing blue light indicates the connection is made.

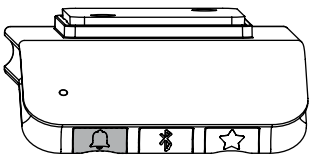
\* Download the application in App Store or Google Play.



### REMINDER INTERVALS

The device includes the option of reminding users when they need to change positions. This option can be activated by pressing the left button (bell). When the user is within the selected time interval, the LED remains green. When the interval time is exceeded, the LED changes to orange for 1 minute.

After 4 hours without activating the desk, the LED shuts off.



There are three different intervals that are identified by the intensity of the LED:

- Interval 1: 55 minute reminder.
- Interval 2: 50 minute reminder.
- Interval 3: 45 minute reminder.

The intervals can be cleared by pressing the bell button for 8 seconds. The flashing red LED indicates the action has been completed. These intervals can be modified via the app.

It is possible to modify and control the table and all its options from an application for mobile devices. Link in QR format:

#### ANDROID



#### IPHONE



\* When programming the positions, you must accept some Terms and Conditions as JG Group does not take care of the material damages of the table caused by objects with which a collision has occurred.




# Electrification

For workstations: Top Operating Access (3 positions); DPTP (two positions) and Turntable (two positions). For meeting tables: Turntable (one position).

## OPERATIVE TOP ACCESS

Made of 1.2 mm-thick extruded aluminium. Dimensions: 320 x 100 mm. Closure with retention and brush grommet.



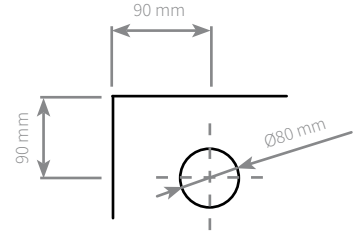
Operative Top Access

## DPTP

Composed of two easily assembled injected plastic components. Inner diameter: 80 mm. Outer dimensions: 94 x 94 mm.




DP-TP. Portholes

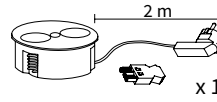
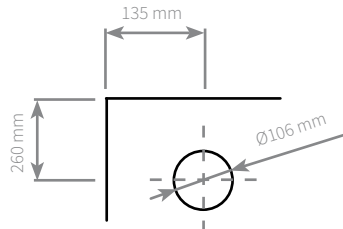


## GIRO ROTATION CONNECTION GIRO

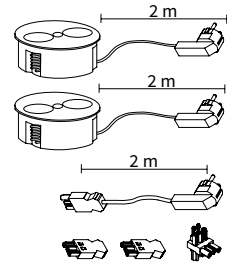
A compact connection system that enables full integration and harnessing of the available area of the workstation. Enables inspection of the connections with a simple casing rotation system while pressing the central button. 115 mm diameter. Available in two kits: one recommended for workstations (TCB-GIROSCH / TCB-GIROUTE) and the other for meeting tables (TCF-JGIROSCH / TCF-JGIROUTE).



Giro, Rotation Connection



Kit mesas operativas




Kit mesas de juntas



## Cable trays

### TRAY FOR TOP OPERATING ACCESS

Individual wiring in 2 mm steel plate with 148° tilt for easy access by Schuko plugs and voice and data bases. Especially recommended for the 320 x 100 mm top-access items.



### TABLE-LENGTH TRAY

A metallic tray to house the wiring when directly screwed to the top. Available in a wide range of lengths (1,082 - 1,682 mm). Compatible with the JG GROUP socket bases. Aluminium finish.



## Cable routing

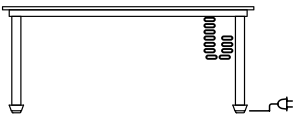
The height-adjustable columns come with 2 switchgear connection cables and 1 power supply cable, all manually concealed and conducted to the legs by the rails that comprise the telescopic beam without requiring hooks or tools. The control cable can be installed using cable guides to conduct it in the desired direction.

There are two cable-routing options:

### TECH CABLE CONDUIT

Well-designed technical cable conduit assembly. Consists of a sheet-metal component fastened to the table by screws and a chain of plastic links open on inner face that makes insertion of the cables easy even once it has been installed.

Fast and easy to install thanks to its snap-fit system. The links slide across each other when the height of the table is changed so that the cables are conducted in an orderly manner while securing the position of the chain along its route.



### BASIC CABLE CONDUIT

Composed of:

- A flexible braided polyester sheath that runs the entire route from the end of the beam to the foot of the column.
- A sheet-metal component attached to the column by magnets and contains the braided sheath.
- Plastic retainers to ensure that the sheath does not slip.

There are two options for the braided cover. 1) self-closing: enables access to the cables once laid. Finishes: white (B3) and grey (GR). Is compatible with the grommet accessory for easy cable insertion. 2) Fully closed flexible cable hose. Finish: black (NE).

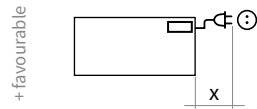
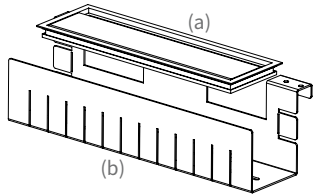


Pasacables basic

# TCare electrical installation table

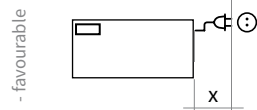
An explanatory table in which the combinations of electrification and cable routing are shown in favourable and unfavourable cases. It provides information on what each item includes, what is required to put the configurations into practice and the length of excess cable depending on the combination of items. When joining wires, the connection must be performed before either cable is inserted into the hose or grommet. A 2-metre cable of the Power Solutions series (see in Accessories) has been used to take these reference measurements. The desk top measures 2,000x800x19 mm.

## TOP ACCESS AC-F-TA320.100



Required, not included:

+ + AC-B-CABLE2M

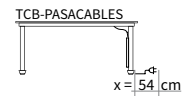
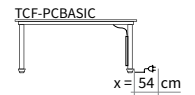
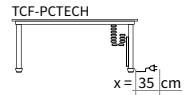


Required, not included:

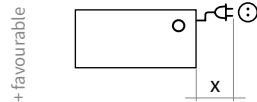
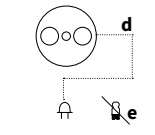
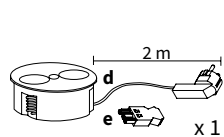
+ + AC-B-CABLE2M + AC-B-PROL2M

Includes top access (a) and tray (b) for cable conduit.

If more cable is required, add more AC-B-PROL2M cable extensions between the socket bank and the AC-B-CABLE2M cable.

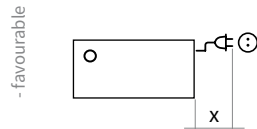
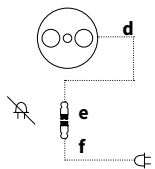


## OPERATIVE GIRO TCB-GIROSCH / TCB-GIROUTE



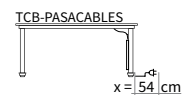
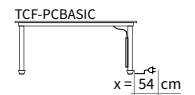
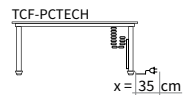
A change of plug is required to create this composition: see Terminal Change assembly instructions. Required, not included.

+ AC-B-CABLE2M

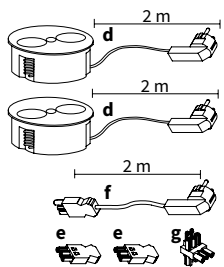


Includes a turntable (d) with separate plug terminal and extension plug (e).

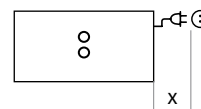
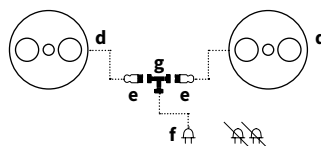
If more cable is required, add more AC-B-PROL2M cable extensions between the socket bank (e) and the AC-B-CABLE2M cable.



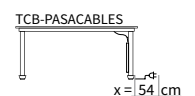
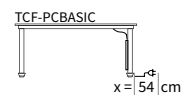
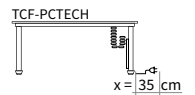
## GIRO FOR MEETING TABLES TCF-JGIROSCH / TCF-JGIROUTE



Includes two turntables (d) with separate plug terminal and extension plugs (e), one 2-metre cable (f) and a distribution accessory (g). Required: replacement of turntable plug (d) by extension plug (e). See assembly instructions: terminal replacement.



If more cable is required, add more AC-B-PROL2M cable extensions between the distribution (g) and the AC-B-CABLE2M cable (f).



## DP-TP PORTHOLE



Only includes the grommet cover (c). Does not include the cable tray. Not compatible with the socket bases.

# Backpack: storage accessory

The TCare series is a height-adjustable table designed for constant movement. Therefore, it can be fitted with a practical, purpose-designed accessory for storing sundry objects. This new arrangement replaces the traditional drawers and is also height-adjustable to enable the objects to be kept conveniently at hand. There are various colour combinations. The fabrics are reversible and belong to the collection of s-one and s-two fabrics.



TCF-BPACK2



TCF-BPACK3



TCF-BPACK3. Drawer detail with plastic tray

## TCB-BPACK5. STEEL DRAWER WITH REMOVABLE PLASTIC TRAY

Silent self-closing metal drawer with plastic tray. The high-quality storage plastic tray is 40 mm high, has ergonomic dividers and a loading capacity of up to 6 kg.

## TCF-BPACK2. STEEL DRAWER WITH REMOVABLE PLASTIC TRAY + TEXTILE ACCESSORY

Set comprising TCB-PACK5 and our Flexible Textile solution for storing items of different shapes and sizes.

## TCB-BPACK4. STEEL DRAWER WITH REMOVABLE PLASTIC TRAY AND SHELF

With the same characteristics as TCB-BACK5, above the drawer it includes a metal shelf for storing small items such as papers, books and magazines... (shelf usable height ~50 mm).

## TCF-BPACK3. STEEL DRAWER WITH REMOVABLE PLASTIC TRAY AND SHELF + TEXTILE ACCESSORY

Set comprising TCB-PACK4 and our Flexible Textile solution for storing items of different shapes and sizes.

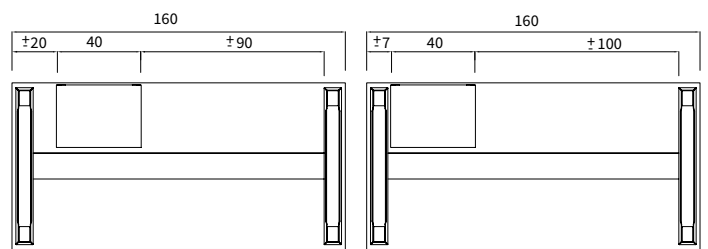
## COMPATIBILITY WITH OTHER SERIES

Backpack only compatible with individual rectangular desks and bench tables. See table below:

SERIE	TCF-BPACK2	TCF-BPACK3	TCB-BPACK4	TCB-BPACK5
TCARE	YES	YES	YES	YES
INSPIRA	YES ≥ 90	YES ≥ 90	YES ≥ 90	YES ≥ 90
TWORK	YES ≥ 70	NO	NO	YES ≥ 70
ADAPTA+/2+	YES	NO	NO	YES
MODUL A	YES ≥ 70	YES ≥ 70	YES ≥ 70	YES ≥ 70
MODUL B	YES ≥ 70	NO	NO	YES ≥ 70
SINTR A 1,5	YES	YES	YES	YES
SINTR A 3	NO	NO	NO	NO
2 MOVE	NO	NO	NO	NO
ADAPTA	YES ≥ 80	YES ≥ 80	YES ≥ 80	YES ≥ 80

**GLOSSARY:**  
 YES; compatible - NO; not compatible - ≥; equal or greater than - Number: width of table in cm.

Working operating distance with Backpack accessory installed  
 Calculations based on a table with an operating length of 160 cm.  
 View on floor:



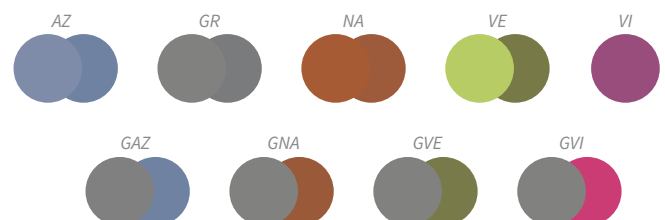
Inspira, Tcare, Twork, Modul A / B

Adapta +/2+, Sintra 1 / 3 / 5, Adapta.

The Backpack accessories include a template for its correct installation since, as can be seen in the previous diagram, the distance between the structure and the Backpack changes according to the series. For further info, check assembly instructions.

## COMBINATION OF COLORS

The design of the Backpack allows the textile component of the TCF-BPACK1, TCF-BPACK2 and TCF-BPACK3 is reversible, so it can be placed on the side that the user decides. In the event that there are upholstered panels in the installation, it is recommended that the outer layer of the Backpack matches the finish of the panel. The range of fabrics corresponds to the slim and duo upholstery by JG GROUP. The textile is composed of two layers of fabric (slim + duo), except in the case of the VI finish, which is composed of a layer of slim fabric.





## VDU brackets

### ACB-SP1 BRACKET FOR A SINGLE VDU

Bracket suitable for a monitor. Joined to the edge of the table by a clamp. Maximum load: 14 kg. Standard joining plate: 7.5 x 7.5 / 10 x 10 cm.

SERIE	TPOLOGY of the TABLES	ACB-SP1	ACB-SP2
TCARE	OPERATIVES	YES	YES
	BENCH	YES	YES
INSPIRA	OPERATIVES	YES	YES
	BENCH	YES	YES
	BENCH ELECTRIF.	NO	YES*
TWORK	OPERATIVES	YES	YES
	2 TOPS BENCH	YES	YES
	SINGLE TOP BENCH	NO	YES*
ADAPTA+ / 2+	OPERATIVES	YES	YES
	2 TOPS BENCH	YES	YES
	SINGLE TOP BENCH	NO	YES*
	SLIDING TOP BENCH	NO	NO
MODULA / B	OPERATIVES	YES	YES
	BENCH	NO	YES
SINTRA 1,3,5	OPERATIVES	YES	YES
2 MOVE	OPERATIVES	NO	NO
ADAPTA	OPERATIVES	YES	YES
	BENCH	YES	YES

### ACB-SP2 BRACKET FOR TWO VDUS

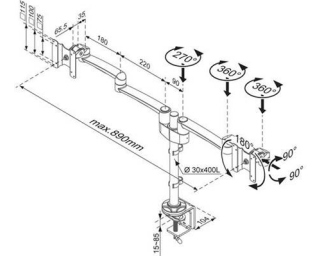
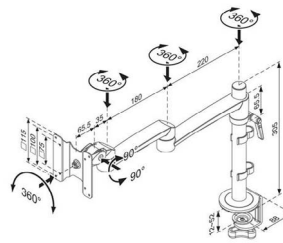
Bracket suitable for two monitors. Joined to the edge of the table by a clamp or by 4 direct screws to the table top. The models marked with an asterisk \* (see table) are always installed with 4 direct screws to wood. Maximum load: 28 kg. Maximum VDU length: 66 cm. Standard joining plate: 7.5 x 7.5 / 10 x 10 cm.



ACB-SP1



ACB-SP2



## Accessories

### PANELS

Melamine, methacrylate and upholstered options that provide different solutions for desks. They come in 2 sizes: frontal and lateral and are attached to the desk top by an easily-installed system.

### MODESTY PANELS

In option melamine and methacrylate. They are assembled to the table top with two plates and 4 M5 screws.



TCARE. Height adjustable table



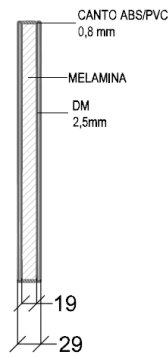

# Acoustic panels

## DUO

Acoustic screen manufactured in 19 mm melamine on high density with a sheet of 2.5 mm medium density fibreboard (MDF) on each surface, and upholstery with a felt of 0.8mm.

The fabric and the surface finish is a blend of 40% wool and 60% viscose.

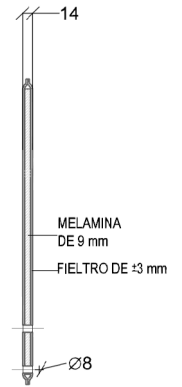
- Specific weight: 250 g/m.l
- Tissue density: 173,6 kg/m3



## SLIM

Acoustic screen manufactured in 9 mm melamine on high density, and upholstery with a felt of 3mm, 100% PES.

- Specific weight: 500 g/m.l
- Tissue density: 166,7 kg/m3



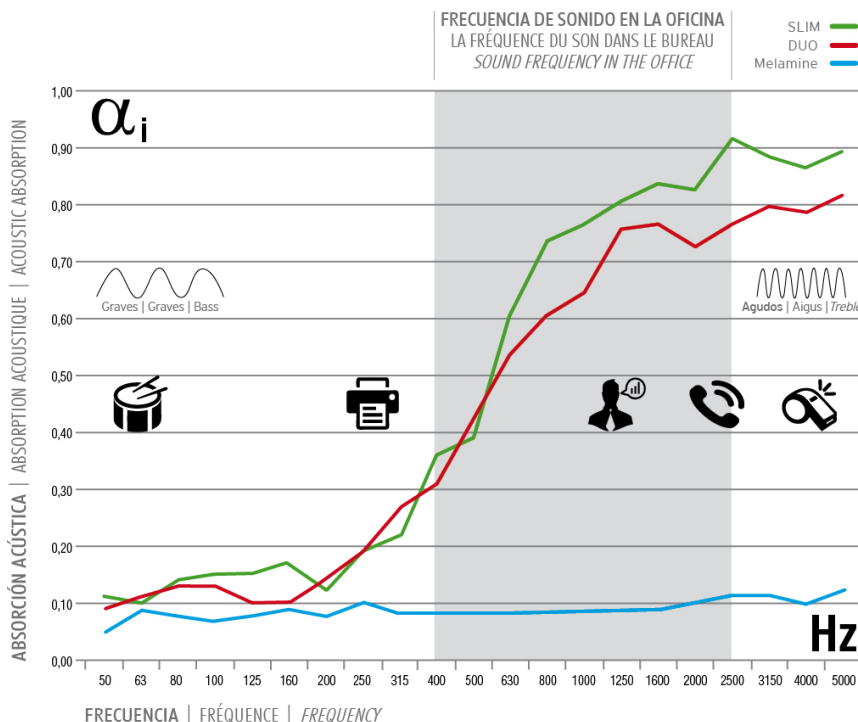
## LESS THAN 50 DECIBELS

Study to determine the acoustic absorption values for Duo and Slim panels in an empty room fitted with them, according to regulation ISO 354.

The Duo and Slim acoustic panel range noticeably helps reduce background noise levels and reverberation time in the space, making conversations more intelligible.

Panel Panneau Screen	Sala vacía Pièce vide Empty room	Melamina Mélamine Melamine	DUO	SLIM
RT60 (s)	1,35	1,31	1,15	1,00
ΔL (dB)	---	-0,1	-1,0	-1,5

Test realized Sound Level Meter



	FREQUENCY	Hz	50	63	80	100	125	160	200	250	315	400	500	630	800	1000	1250	1600	2000	2500	3150	4000	5000
α <sub>i</sub>	DUO	1/3	0,09	0,11	0,13	0,13	0,10	0,10	0,14	0,19	0,27	0,31	0,42	0,54	0,61	0,65	0,76	0,77	0,73	0,77	0,80	0,79	0,82
α <sub>i</sub>	SLIM	1/3	0,11	0,10	0,14	0,15	0,15	0,17	0,12	0,19	0,22	0,36	0,39	0,61	0,74	0,77	0,81	0,84	0,83	0,92	0,89	0,87	0,90

## Maintenance, Quality and Ecology

Our company has the quality certification ISO 9001 and TECNALIA for years, institution that verifies and standardizes raw material and compliance with European norms applicable to office furniture.

Regarding to environmental policy, our company has implemented and certified all the measures contained in the ISO 14001 and ISO 14006, and also supplies by demand the forest certification of chain of custody for PEFC and FSC systems, ensuring that the wood used comes from sustainable forest management. Compliance with these standards facilitates obtaining LEED points with our products.

If some dirt is rather difficult to remove, use the same microfiber cloth or a 100% cotton one slightly moist with water and a little neutral soap or window-cleaning fluid (except natural wood). Then, dry the furniture with another soft, dry cloth. All the products that contain ammonia, caustic or solvent products are not recommended at all.

The cleaning products made specifically for furniture usually contain substances like wax to enhance the shine of natural wood surfaces that has been damaged by use and are timeworn, but such substances can give the furniture a greasy look and cause irreversible effects on it. Therefore these are also not recommended.



### RECYCLABLE

The components in our furniture are easy to separate out and recycle.



### USE

Our products are ergonomic and safe for users.



### PRODUCTION

Production processes that are environmentally friendly.



### MATERIALS

Recycled materials and secondary metals.



### TRANSPORT

We minimise the impact of transport and packaging on the environment.

MATERIAL	RECYCLED RAW MATERIAL	END-OF-LIFE RECYCLABILITY
Melamine	30%	100%
Steel	20-30%	100%
Plexiglass	0%	100%

## Normative

- The height-adjustable columns are certified under the following standards: EN 60335-1 and UL 962.
- Electrical box certified under the EN 60335-1, EN 13849-1 and UL 962 standards.
- TCARE meets the **UNE-EN 527-1:2011 / EN 527-2:2016** standard for electrically adjustable desks.



CERTIFIED COMPANY IN MANAGEMENT SYSTEM, QUALITY AND ENVIRONMENT BY:



Sistema de Gestión  
 ISO 9001:2015  
 ISO 14001:2015  
 ISO 14006:2011  
 www.tuv.com  
 ID 1100008125